








MSPxxxAS-30

265W-290W

KEY FEATURES

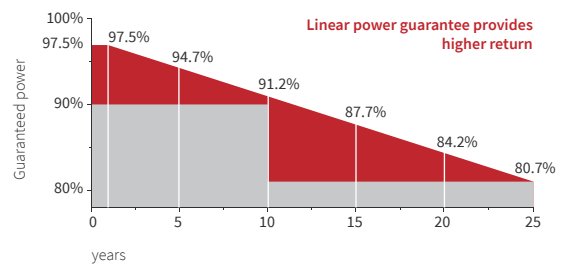
-  **Class A fire resistant (industry standard class C)**
-  **Outstanding performance in low-light conditions**
-  **Low temperature coefficient (Pmax): -0.39 % / °C**
- +5W** 0~+5W positive tolerance - to assure high output
-  **Lower internal current, lower hot spot temperature**
-  **Cell crack risk limited in small region, enhance the module reliability**
- PID FREE** Excellent anti-PID module design, TÜV SÜD certified
-  **Certified to withstand high wind loads (3600pa) and snow loads (8000pa)**
-  **Salt mist and ammonia corrosion resistant**

PRODUCT CERTIFICATES



WARRANTY

- Our linear power guarantee
- Standard linear power guarantee



15 years Enhanced product guarantee on product and workmanship

25 years Linear power output warranty

MSPxxxAS-30

ELECTRICAL PERFORMANCE

Electrical parameters at Standard Test Conditions (STC)

Module Type								
Power output	Pmax	w	265	270	275	280	285	290
Power output tolerances	ΔPmax	w	0~+5W					
Module efficiency	ηm	%	16.29	16.60	16.90	17.21	17.52	17.83
Voltage at Pmax	Vmpp	V	30.88	31.09	31.25	31.4	31.53	31.64
Current at Pmax	Imp	A	8.58	8.68	8.8	8.92	9.04	9.17
Open circuit voltage	Voc	V	37.05	37.24	37.33	37.46	37.52	37.65
Short circuit current	Isc	A	9.16	9.22	9.32	9.4	9.49	9.56

STC: 1000W/m² irradiance, 25°C cell temperature, AM1.5g spectrum according to EN 60904-3. Average relative efficiency reduction of 5% at 200W/m² according to EN 60904-1.

THERMAL CHARACTERISTICS

Nominal operating cell temperature	NOCT	°C	45 +/-2
Temperature coefficient of Pmax	Y	% / °C	-0.39
Temperature coefficient of Voc	βVoc	% / °C	-0.29
Temperature coefficient of Isc	Isc	% / °C	+0.05

OPERATING CONDITIONS

Max. System Voltage	1500VDC
Max. series fuse rating	15A
Limiting reverse current	15A
Operating temperature range	-40°C to 85°C
Max. static load, front (e.g., snow and wind)	5400Pa
Max. static load, back (e.g., wind)	2400Pa
Max. hailstone impact (diameter/velocity)	25 mm / 23 m/s

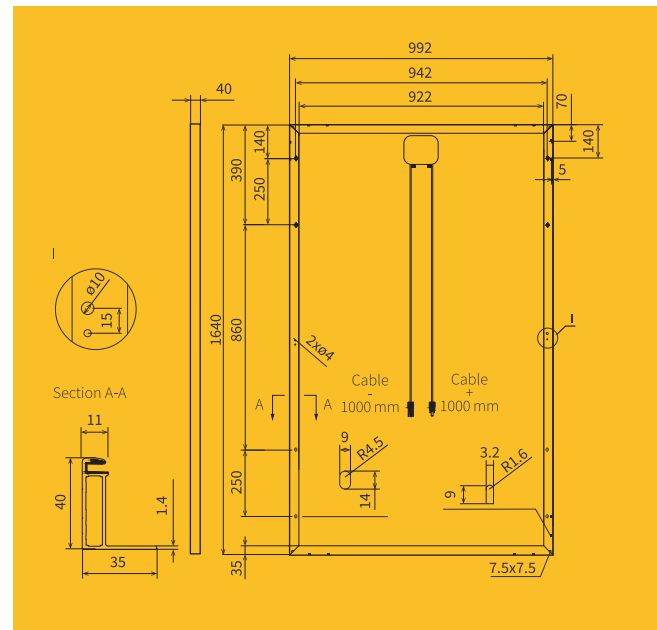
MECHANICAL CHARACTERISTICS

Front Cover (material / thickness)	low-iron tempered glass / 3.2 mm
Cell (quantity)	60pcs (6*10)
Encapsulant (material)	EVA
Frame material	anodized aluminum alloy
Junction box (protection degree)	IP67 with bypass-diode
Cable (length / cross sectional area)	1000 mm / 4 mm ²
Plug connector (type / protection degree)	MC4 / IP67
Fire Safety Classification (IEC 61730)	Class C

Specifications are subject to change without notice.

GENERAL CHARACTERISTICS

Dimensions	1640 mm / 992 mm / 40 mm
Weight	18.6kg



IV-Curves

